

The background of the entire image is a photograph of a stone patio and garden. In the foreground, a stone patio is laid out with large, rectangular, light-colored stone tiles. A low, curved wall made of smaller, darker stone blocks separates the patio from a garden area. The garden features a variety of plants, including green foliage and small pink flowers. In the background, there is a larger stone wall made of irregular, dark stones. The overall scene is a well-maintained outdoor space.

STONWORKS®

HAND-MADE STONE

RESIDENTIAL
COLLECTION

Content

Product List

		Pedestrian (paths, patios, courtyards)	Pools	Steps (steps, pools, surroundings)	Paver Shape	Paver Size (L x W in mm)	Pieces per m ²	Pieces per Pallet	Weight (kg)
4	Abode®					450 x 450	4.94	60	19.1
6	Antique®					400 x 400	6.25	108	15.2
	Antique® Cobble Strip					400 X100	2.5 lin m	351	3.6
8	Aspenstone®					600 x 400	4.16	60	22.1
10	Bradstone® Old Town Random					600 x 300 450 x 300 300 x 300	6m ² or 12m ² packs		
	Bradstone® Old Town 300					300 x 300	11	156	7.4
	Bradstone® Old Town 450					450 x 300	7.41	104	10.9
	Bradstone® Old Town 600					600 x 300	5.5	78	14.8
	Bradstone® Cobble					450 x 300	7.41	80	14.4
12	Centurystone®					400 x 400	6.25	108	14.5
14	Coast®					400 x 400	6.25	108	14.5
16	Travertine®					500 x 500	4	48	22.7
18	Caring For Pavers								

Introduction

Catering to a range of modern and classic design schemes, the Stoneworks® Residential Collection will give your outdoor area the individual touch it's been waiting for. Designed to suit a range of applications around the home including walkways, patios, courtyards, light vehicle driveways and pool surrounds.

Stoneworks® Residential Collection pavers come in a carefully curated range of colour palettes, sizes and textures and require little maintenance. They can be laid on either sand and a crushed rock road base for simplicity and flexibility or adhered to a concrete base for extra strength and the professional touch.

Either way, the Stoneworks® Residential Collection will make your dream outdoor design a reality.

Recommended Use

PEDESTRIAN



POOL

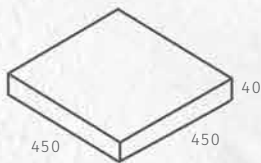


STEPS

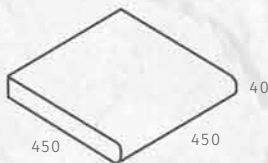


Dimensions

STANDARD



BULLNOSE (MTO)



400mm Deep x 450mm wide
bullnose also available (MTO)

Colours



STEEL



ICED COFFEE



LINEN



CHARCOAL



LATTE (MTO)



BISCOTTI (MTO)

Products marked (MTO) are made to order with
approximate lead times of 2-4 weeks



ABODE®

Contemporary

This modern range of pavers brings
affordable style to alfresco settings.

Abode Iced Coffee



Abode Linen



Abode Charcoal

Recommended Use

PEDESTRIAN



POOL

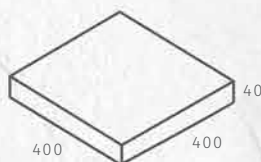


STEPS

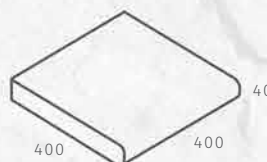


Dimensions

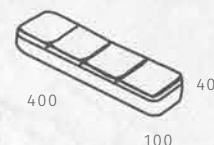
STANDARD



BULLNOSE (MTO)



COBBLES



Only in Bluestone

Colours



CYPRUS



BLUESTONE



LIMESTONE (MTO)

Products marked (MTO) are made to order with approximate lead times of 2-4 weeks

ANTIQUE®

Style & Presence

The unique varied texture and gently tumbled, softened edges of Antique pavers leave a timeless imprint on even the most discerning eye.

Antique Cyprus



Antique Bluestone



Antique Cyprus

Recommended Use

PEDESTRIAN



POOL

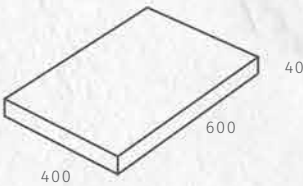


STEPS

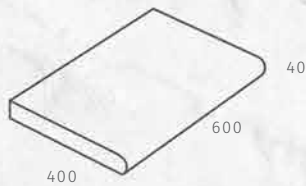


Dimensions

STANDARD



BULLNOSE (MTO)



Colours



BLUESTONE



BUTTERMILK



CAPPUCCINO



VANILLA

Products marked (MTO) are made to order with approximate lead times of 2-4 weeks

ASPENSTONE®

Washed Texture

These striking, large, rectangular pavers deliver a washed appearance like fine stone worn smooth by the passage of time.

BRADSTONE® OLD TOWN

RUSTIC STYLE

Revive the heritage of old-world paving with a homely style and aged appearance.

Bradstone Old Town Random Gironde

Recommended Use

PEDESTRIAN



POOL



STEPS



Products marked (MTO) are made to order with approximate lead times of 2-4 weeks

Colours



GIRONDE



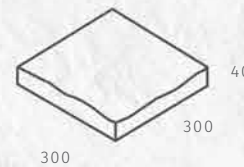
BRUNSWICK



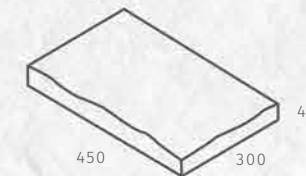
GREY GREEN

Dimensions

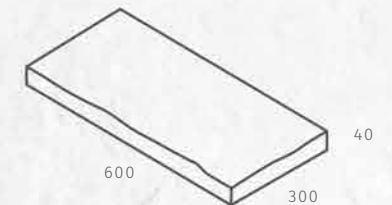
SMALL



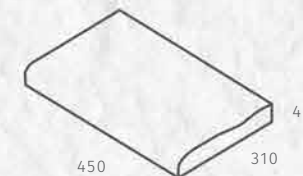
MEDIUM



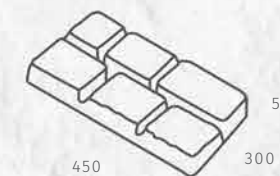
LARGE



BULLNOSE (MTO)



COBBLES



BRADSTONE® OLD TOWN RANDOM PATTERNS

Bradstone® Old Town random pattern is comprised of three sizes:

- 300 x 300 x 40mm
- 450 x 300 x 40mm
- 600 x 300 x 40mm

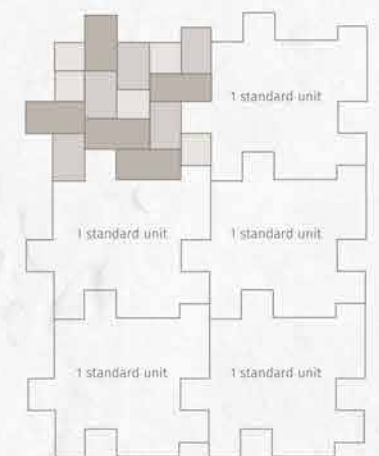
Sold in economical pre-blended 6m² (16 of each size) or 12m² (30 pieces of each size) packs or sold separately for your convenience.



Bradstone Old Town Random Brunswick



Bradstone Cobble Gironde



1 standard unit

2m² = 5 of each size

- 300 x 300 x 40mm
- 450 x 300 x 40mm
- 600 x 300 x 40mm

Recommended Use

PEDESTRIAN



POOL

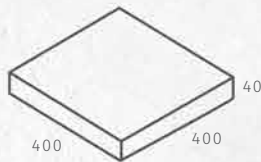


STEPS

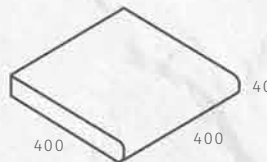


Dimensions

STANDARD



BULLNOSE (MTO)



Colours



STORM



DOLOMITE



NOOSA SANDS



CREAM



CUSTARD (MTO)



MACADAMIA (MTO)



MOCHA (MTO)

Products marked (MTO) are made to order with approximate lead times of 2-4 weeks

CENTURYSTONE®

STYLE & PRESENCE

Give any outdoor area elegance and impact with the blended colours of Stoneworks®



Recommended Use

PEDESTRIAN



POOL

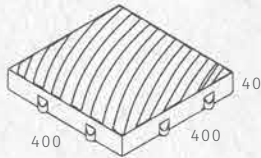


STEPS

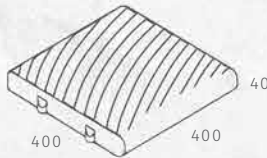


Dimensions

STANDARD



BULLNOSE (MTO)



Colours



DRIFTWOOD



SHELL

Products marked (MTO) are made to order with approximate lead times of 2-4 weeks



COAST®

The Sawcut Look

Watch the shadows bring the captivating sawcut pattern to life when the sun is low over your slice of domestic paradise.

Recommended Use

PEDESTRIAN



POOL

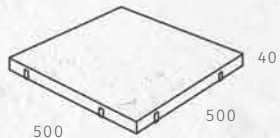


STEPS

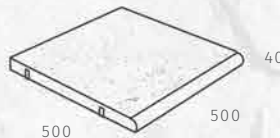


Dimensions

STANDARD

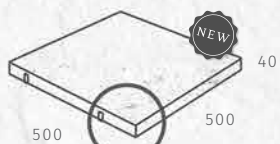


BULLNOSE (MTO)



400mm Deep x 500mm wide
bullnose also available (MTO)

SQUARE EDGE COPING (MTO)



Colours



SILVER



BLUESTONE



CHALK



SMOKE

Products marked (MTO) are made to order with
approximate lead times of 2-4 weeks



TRAVERTINE®

Aged Appearance

Emulate the beautiful swirling, dappled patterns,
textures and drifting colours of Travertine with this
luxurious and demure paver.

Travertine Smoke



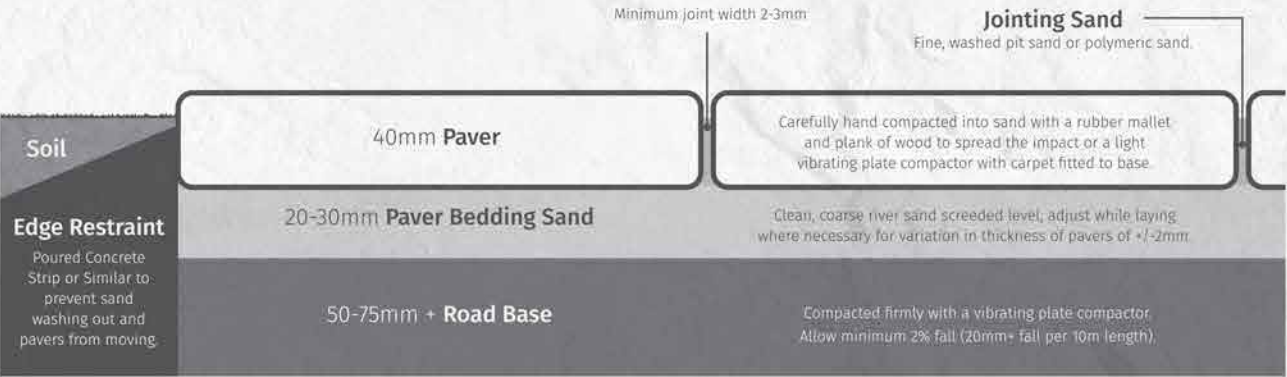
LAYING PAVERS

Quick Guide

Aspenstone Buttermilk

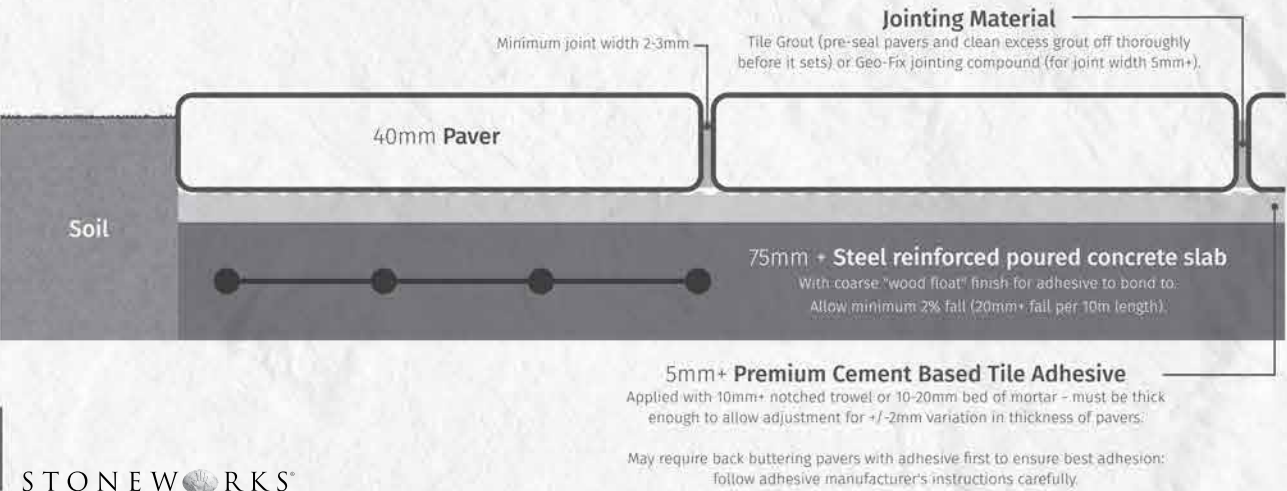
Flexible Pavement Method (Typical)

Suitable for pedestrian traffic only.



Rigid Pavement Method (Typical)

Suitable for pedestrian and domestic light vehicle traffic (maximum 3 tonne GVM) only.



Installing & Caring For Pavers

- As with all masonry and stone products, if you have multiple pallets of Stoneworks pavers, blend them from a variety of pallets as you lay, as colours will generally vary a little from pallet to pallet.
- Leave pavers wrapped and as dry as possible until just before laying. After wrap is removed, ensure paver surfaces are evenly exposed to the air, do not leave them 'star-stacked' around the site for long periods before laying as the concrete hydration process may cause exposed corners to visibly lighten in comparison to covered sections.
- Sweep regularly with a stiff-bristled broom to keep pavers free of debris. Organic stains such as tannin from leaves or timber, or stains from animal dung can be removed easily with chlorinated cleaners such as Environex Maestro, household bleach or pool chlorine diluted 1:10 with water. Just soak for several minutes (keep the area wet with the solution), lightly agitate where necessary, rinse, repeat if necessary, then neutralise with Environex Refresh or pH neutral detergent when finished. These chlorinated cleaners will not damage your pavers when applied evenly and consistently.
- Do not use Crusher/Cracker Dust as a bedding layer as it contains minerals that permeate through the paver and seriously stain the surface and holds moisture which promotes efflorescence.
- Efflorescence is a white haze, white patches or powdery salt crystals (soluble lime as calcium hydroxide which changes to insoluble calcium carbonate after exposure to moisture and CO₂ in the air) that naturally forms on the surface of concrete pavers when curing in moist or humid conditions or from minerals in the substrate migrating to the paver surface through evaporation processes. It will present more often when conditions are cool and moist (e.g. in winter, areas with poor drainage or undercover areas) as that slows evaporation and provides salt crystals more time to form. It is typically a temporary issue that normally resolves itself with exposure to the elements over time but can be removed easily when doing your pre-seal clean. Try removing by scrubbing carefully with a shower scrubber or an "Eager Beaver" scouring pad and clean water first. If the stain is more stubborn, use a specially formulated acidic cleaner such as Environex Anti-Eff (ask us or a cleaning and sealing professional for advice, follow instructions very carefully and test an inconspicuous area first). These cleaners can also remove light grout smears or other mineral based stains, especially when only recent. Do not use hydrochloric acid as it is more likely to permanently damage the pavers.
- For maximum protection and best presentation, pavers should be sealed after installation and cleaning. Use a quality penetrating sealer such as Environex Tuscan TSL or Synergy, as these will protect long term and make maintenance easier. "Wet Look" or colour enhancing sealers are best avoided as they can make the pavers more slippery.
- Stoneworks pavers are made from natural, quarried, raw materials (sand, aggregate, oxides, cement and additives) with strict quality controls. However, noticeable colour or texture variation can occur from one batch to the next due to slight changes in raw materials, moisture content when casting or varying curing conditions. We highly recommend ordering all required pavers for your whole area at once to mitigate batch variation. This is especially important when ordering bullnose or coping pavers: we recommend waiting for bullnoses to be Made To Order with your pavers so everything matches as closely as possible – depending on the quantity involved, this generally takes around 2 weeks on average from time of order to "ready for despatch." If you spread your purchases out over a period of time, batch variation is highly likely.

For full guide, go to www.stoneworkspavers.com.au/howto



ABODE®



ANTIQUE®



ASPENSTONE®



BRADSTONE® OLD TOWN



CENTURYSTONE®



COAST®



TRAVERTINE®

STONEWORKS®

HAND-MADE STONE

To locate your nearest Stoneworks® distributor or to learn more about our products contact National Masonry:

Brisbane (07) 3271 9292 | **Gold Coast** (07) 5552 3300
Newcastle (02) 4088 1888 | **Mackay** (07) 4955 1155 | **Melbourne** (03) 9361 6400

or visit our website at www.stoneworkspavers.com.au

Colour variations occur from batch to batch. Images shown are indicative only and should not be used for final selection. Products ordered should be chosen from actual samples current at the time of order. Samples, brochures and displays should be viewed as a guide only. Customers should ensure all delivered products are acceptable, and any concerns about products are made prior to laying. All prices are subject to availability and can be withdrawn or varied without notice. © Copyright National Masonry Pty Ltd – all rights reserved 2013-2019. Bradstone® is a registered trademarks of Bradstone® International, used under licence by National Masonry®. Geo-Fix is a registered trademark of Cairn Holdings (UK) Limited, used under licence by National Masonry®. Abode, Antique, Aspenstone, Centurystone, Coast, Travertine, the National Masonry® logo, www.nationalmasonry.com.au and www.stoneworkspavers.com.au are trademarks or registered trademarks of National Masonry®. If these and other National Masonry Pty Ltd trade marked terms are marked on their first occurrence in this information with a trade mark symbol (® or ™), these symbols indicate Australian registered or common law trade marks owned by National Masonry® Pty Ltd at the time this information was published. Such trade marks may also be registered or common law trade marks in other countries. Other product, company or service names may be trade marks or service marks of others. National Masonry Pty Ltd ABN 94 155 064 136. Correct as at 1/8/2019.